

**MUNICIPIO DE CANDELARIA  
ESTADO DE CAMPECHE  
PERIODO 2015 - 2018**



**DISTRIBUCION DE PARTICIPACIONES PAGADAS A COMISARIAS Y AGENCIAS MUNICIPALES  
EJERCICIO FISCAL 2017**

<b>COMISARIAS MUNICIPALES</b>						
Nº	Localidad	Importe Mensual	65% Aportación Municipal	35% Aportación Estatal	Importe Anual	%
1	MIGUEL ALEMAN	23,690.00	185,727.08	98,552.92	284,280.00	9.5%
2	NUEVA ROSITA	13,571.00	106,395.20	56,456.80	162,852.00	5.4%
3	MIGUEL HIDALGO Y COSTILLA	27,261.00	213,723.34	113,408.66	327,132.00	10.9%
4	EL DESENGAÑO	19,108.00	149,804.69	79,491.31	229,296.00	7.6%
5	LA ESMERALDA	19,108.00	149,804.69	79,491.31	229,296.00	7.6%
6	PEJELAGARTO	20,445.00	160,286.63	85,053.37	245,340.00	8.2%
7	MONCLOVA	20,445.00	160,286.63	85,053.37	245,340.00	8.2%
8	BENITO JUAREZ	27,261.00	213,723.34	113,408.66	327,132.00	10.9%
9	NUEVO COAHUILA	20,445.00	160,286.63	85,053.37	245,340.00	8.2%
10	EL NARANJO	24,989.00	195,911.10	103,956.90	299,868.00	10.0%
11	SAN JUAN ARROYO LAS GOLONDRINAS	13,571.00	106,395.20	56,456.80	162,852.00	5.4%
12	ESTADO DE MEXICO	20,445.00	160,286.63	85,053.37	245,340.00	8.2%
	<b>TOTAL COMISARIAS</b>	<b>250,339.00</b>	<b>1,962,631.13</b>	<b>1,041,436.87</b>	<b>3,004,068.00</b>	<b>100.0%</b>

**AGENCIAS MUNICIPALES**

Nº	Localidad	Importe Mensual	65% Aportación Municipal	35% Aportación Estatal	IMPORTE ANUAL	%
1	PEDRO BARANDA	13,571.00	106,395.20	56,456.80	162,852.00	8.9%
2	RIO CARIBE	2,272.00	17,812.24	9,451.76	27,264.00	1.5%
3	SAN DIMAS	1,085.00	8,506.28	4,513.72	13,020.00	0.7%
4	GRAL. LAZARO CARDENAS	2,385.00	18,698.15	9,921.85	28,620.00	1.6%
5	EL LUINAL	1,443.00	11,312.97	6,003.03	17,316.00	0.9%
6	TENANCINGO	1,442.00	11,305.13	5,998.87	17,304.00	0.9%
7	FRANCISCO I. MADERO 2	1,443.00	11,312.97	6,003.03	17,316.00	0.9%
8	RANCHERIA EL TASISTAL	1,201.00	9,415.71	4,996.29	14,412.00	0.8%

*[Firmas manuscritas]*

**AYUNTAMIENTO DE CANDELARIA**  
**PRESIDENCIA**  
 2015 2018

TESORERIA MUNICIPAL  
 2015-2018



MUNICIPIO DE CANDELARIA  
ESTADO DE CAMPECHE  
PERIODO 2015 - 2018



DISTRIBUCION DE PARTICIPACIONES PAGADAS A COMISARIAS Y AGENCIAS MUNICIPALES  
EJERCICIO FISCAL 2017

9	LAS DELICIAS	1,443.00	11,312.97	6,003.03	17,316.00	0.9%
10	EL OTOÑO	1,256.00	9,846.91	5,225.09	15,072.00	0.8%
11	LA MISTERIOSA	1,363.00	10,685.78	5,670.22	16,356.00	0.9%
12	ESTRELLA DEL SUR	1,684.00	13,202.38	7,005.62	20,208.00	1.1%
13	FRANCISCO J. MUJICA	2,385.00	18,698.15	9,921.85	28,620.00	1.6%
14	CORTE PAJARAL	1,201.00	9,415.71	4,996.29	14,412.00	0.8%
15	SAN JOSE DE LA MONTAÑA	1,122.00	8,796.36	4,667.64	13,464.00	0.7%
16	PABLO GARCIA	2,385.00	18,698.15	9,921.85	28,620.00	1.6%
17	SANTO DOMINGO	1,442.00	11,305.13	5,998.87	17,304.00	0.9%
18	EL TIGRE	1,201.00	9,415.71	4,996.29	14,412.00	0.8%
19	EL PORVENIR	1,443.00	11,312.97	6,003.03	17,316.00	0.9%
20	LAS PALMITAS	1,201.00	9,415.71	4,996.29	14,412.00	0.8%
21	PARAISO NUEVO	1,443.00	11,312.97	6,003.03	17,316.00	0.9%
22	EL RELAMPAGO	963.00	7,549.82	4,006.18	11,556.00	0.6%
23	LAS GOLONDRINAS	2,385.00	18,698.15	9,921.85	28,620.00	1.6%
24	NUEVO TABASCO	963.00	7,549.82	4,006.18	11,556.00	0.6%
25	NUEVA LUCHA	1,201.00	9,415.71	4,996.29	14,412.00	0.8%
26	LA TOMBOLA	1,085.00	8,506.28	4,513.72	13,020.00	0.7%
27	SAN MANUEL NUEVO CANUTILLO	1,684.00	13,202.38	7,005.62	20,208.00	1.1%
28	EL CUERVO	963.00	7,549.82	4,006.18	11,556.00	0.6%
29	DELICIAS II	1,256.00	9,846.91	5,225.09	15,072.00	0.8%
30	ARROYO DE CUBA	1,375.00	10,779.85	5,720.15	16,500.00	0.9%
31	SANTA LUCIA	1,554.00	12,183.19	6,464.81	18,648.00	1.0%
32	LA ZANJA (LA PALMA)	1,442.00	11,305.13	5,998.87	17,304.00	0.9%
33	EL POCITO	1,443.00	11,312.97	6,003.03	17,316.00	0.9%

*[Firma manuscrita]*

AYUNTAMIENTO DE CANDELARIA  
ESTADO DE CAMPECHE  
PRESIDENCIA  
2015 2018

AYUNTAMIENTO DE CANDELARIA  
ESTADO DE CAMPECHE  
SIA MUNICIPAL  
115 7312





MUNICIPIO DE CANDELARIA  
ESTADO DE CAMPECHE  
PERIODO 2015 - 2018



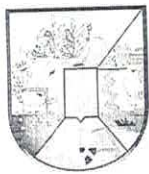
DISTRIBUCION DE PARTICIPACIONES PAGADAS A COMISARIAS Y AGENCIAS MUNICIPALES  
EJERCICIO FISCAL 2017

34	NUCLEO AGRARIO SOLIDARIDAD	1,363.00	10,685.78	5,670.22	16,356.00	0.9%
35	EL SALVAJE	2,272.00	17,812.24	9,451.76	27,264.00	1.5%
36	LA ESPERANZA	1,442.00	11,305.13	5,998.87	17,304.00	0.9%
37	JUSTO SIERRA MENDEZ	2,385.00	18,698.15	9,921.85	28,620.00	1.6%
38	ISLA PARAISO	963.00	7,549.82	4,006.18	11,556.00	0.6%
39	LA FORTUNA	1,201.00	9,415.71	4,996.29	14,412.00	0.8%
40	EL DESTINO	1,136.00	8,906.12	4,725.88	13,632.00	0.7%
41	LA FLORIDA	1,085.00	8,506.28	4,513.72	13,020.00	0.7%
42	RANCHERIA SAN JUAN PIMENTAL I	2,459.00	19,278.30	10,229.70	29,508.00	1.6%
43	SAN RAFAEL	1,442.00	11,305.13	5,998.87	17,304.00	0.9%
44	SAN MIGUEL DE ALLENDE	963.00	7,549.82	4,006.18	11,556.00	0.6%
45	ALIANZA PRODUCTORA	2,272.00	17,812.24	9,451.76	27,264.00	1.5%
46	LAGUNA SAN RAMON N° 1	963.00	7,549.82	4,006.18	11,556.00	0.6%
47	EMILIANO ZAPATA	2,272.00	17,812.24	9,451.76	27,264.00	1.5%
48	CUAUHTEMOC	1,443.00	11,312.97	6,003.03	17,316.00	0.9%
49	NUEVA ESPERANZA	1,443.00	11,312.97	6,003.03	17,316.00	0.9%
50	EL DIAMANTE	1,256.00	9,846.91	5,225.09	15,072.00	0.8%
51	HECTOR PEREZ MORALES	1,443.00	11,312.97	6,003.03	17,316.00	0.9%
52	VICENTE GUERRERO I	2,156.00	16,902.81	8,969.19	25,872.00	1.4%
53	LA PAZ	1,363.00	10,685.78	5,670.22	16,356.00	0.9%
54	FLOR DE CHIAPAS	1,443.00	11,312.97	6,003.03	17,316.00	0.9%
55	LAS PALOMAS 1 (SAN FERNANDO)	1,122.00	8,796.36	4,667.64	13,464.00	0.7%
56	EL MAMEY	1,443.00	11,312.97	6,003.03	17,316.00	0.9%
57	LA LUCHA	1,495.00	11,720.64	6,219.36	17,940.00	1.0%
58	IGNACIO MAGDALENO	963.00	7,549.82	4,006.18	11,556.00	0.6%

*[Firma manuscrita]*

AYUNTAMIENTO DE CANDELARIA  
PRESIDENCIA  
2015 2018

AYUNTAMIENTO DE CANDELARIA  
SECRETARIA MUNICIPAL  
2015 2018




MUNICIPIO DE CANDELARIA  
ESTADO DE CAMPECHE  
PERIODO 2015 - 2018

DISTRIBUCION DE PARTICIPACIONES PAGADAS A COMISARIAS Y AGENCIAS MUNICIPALES  
EJERCICIO FISCAL 2017

59	RANCHERIA SALSIPUEDES	963.00	7,549.82	4,006.18	11,556.00	0.6%
60	EL FAISAN	1,085.00	8,506.28	4,513.72	13,020.00	0.7%
61	LAGUNA SAN RAMON	963.00	7,549.82	4,006.18	11,556.00	0.6%
62	TRES DE MAYO 2	1,136.00	8,906.12	4,725.88	13,632.00	0.7%
63	EL TULIPAN	1,201.00	9,415.71	4,996.29	14,412.00	0.8%
64	EL RAMONAL	1,684.00	13,202.38	7,005.62	20,208.00	1.1%
65	ANTONIO GONZALEZ CURI	963.00	7,549.82	4,006.18	11,556.00	0.6%
66	EL TIGRE II	1,188.00	9,313.79	4,942.21	14,256.00	0.8%
67	LAS DELICIAS I	1,085.00	8,506.28	4,513.72	13,020.00	0.7%
68	BALAN-KAX	963.00	7,549.82	4,006.18	11,556.00	0.6%
69	MIGUEL DE LA MADRID (EL PAÑUELO)	2,272.00	17,812.24	9,451.76	27,264.00	1.5%
70	ADOLFO LOPEZ MATEOS	1,122.00	8,796.36	4,667.64	13,464.00	0.7%
71	LA PELUZA	1,085.00	8,506.28	4,513.72	13,020.00	0.7%
72	SALTO GRANDE	963.00	7,549.82	4,006.18	11,556.00	0.6%
73	EL PEDREGAL	2,385.00	18,698.15	9,921.85	28,620.00	1.6%
74	VENUSTIANO CARRANZA	1,915.00	15,013.40	7,966.60	22,980.00	1.3%
75	PRIMER PRESIDENTE DE MEXICO	1,201.00	9,415.71	4,996.29	14,412.00	0.8%
76	SAN MIGUEL	1,915.00	15,013.40	7,966.60	22,980.00	1.3%
77	NARCIZO MENDOZA	1,442.00	11,305.13	5,998.87	17,304.00	0.9%
78	PIMIENTAL II	1,229.00	9,635.23	5,112.77	14,748.00	0.8%
79	PALOMAS II	963.00	7,549.82	4,006.18	11,556.00	0.6%
80	CAMPO LA OLLA	1,201.00	9,415.71	4,996.29	14,412.00	0.8%
81	LAGUNA PERDIDA	1,363.00	10,685.78	5,670.22	16,356.00	0.9%
82	AGUAS MALAS	1,201.00	9,415.71	4,996.29	14,412.00	0.8%

AYUNTAMIENTO DEL MUNICIPIO DE CANDELARIA  
PRESIDENCIA  
2015 2018






**MUNICIPIO DE CANDELARIA  
ESTADO DE CAMPECHE  
PERIODO 2015 - 2018**




**DISTRIBUCION DE PARTICIPACIONES PAGADAS A COMISARIAS Y AGENCIAS MUNICIPALES  
EJERCICIO FISCAL 2017**

83	SANTA ROSA	1,085.00	8,506.28	4,513.72	13,020.00	0.7%
84	AGUA AZUL	1,308.00	10,254.58	5,441.42	15,696.00	0.9%
85	PABLO TORRES BURGOS	1,684.00	13,202.38	7,005.62	20,208.00	1.1%
86	ARROYO JULUBAL	1,375.00	10,779.85	5,720.15	16,500.00	0.9%
87	EL TABLON	1,308.00	10,254.58	5,441.42	15,696.00	0.9%
88	EL MACHETAZO	1,443.00	11,312.97	6,003.03	17,316.00	0.9%
89	EL PULGUERO	1,256.00	9,846.91	5,225.09	15,072.00	0.8%
90	RANCHERIA TRES DE MAYO	963.00	7,549.82	4,006.18	11,556.00	0.6%
91	LA PEREGRINA	963.00	7,549.82	4,006.18	11,556.00	0.6%
92	EL ENCANTO	1,308.00	10,254.58	5,441.42	15,696.00	0.9%
93	VICENTE GUERRERO II	1,201.00	9,415.71	4,996.29	14,412.00	0.8%
94	TRES REYES	1,308.00	10,254.58	5,441.42	15,696.00	0.9%
95	EL CHILAR	1,201.00	9,415.71	4,996.29	14,412.00	0.8%
96	VICENTE LOMBARDO TOLEDANO	1,564.00	12,261.59	6,506.41	18,768.00	1.0%
97	LA UNION	1,495.00	11,720.64	6,219.36	17,940.00	1.0%
98	NUEVO COMALCALCO	1,549.00	12,144.00	6,444.00	18,588.00	1.0%
99	NUEVA ROSITA II	963.00	7,549.82	4,006.18	11,556.00	0.6%
	<b>TOTAL DE AGENCIAS MUNICIPALES</b>	<b>\$ 652,653.00</b>	<b>\$ 1,191,467.84</b>	<b>\$ 632,232.16</b>	<b>\$ 1,823,700.00</b>	<b>100%</b>

  
C.SALVADOR FARIAS GONZALEZ  
PRESIDENTE MUNICIPAL

  
C.P. JUAN JOSE CORTES CALDERON  
TESORERO MUNICIPAL

  
C.P. FLAVIO DE LEON RAYO  
SINDICO DE HACIENDA

